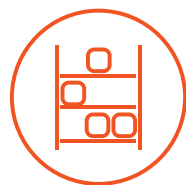
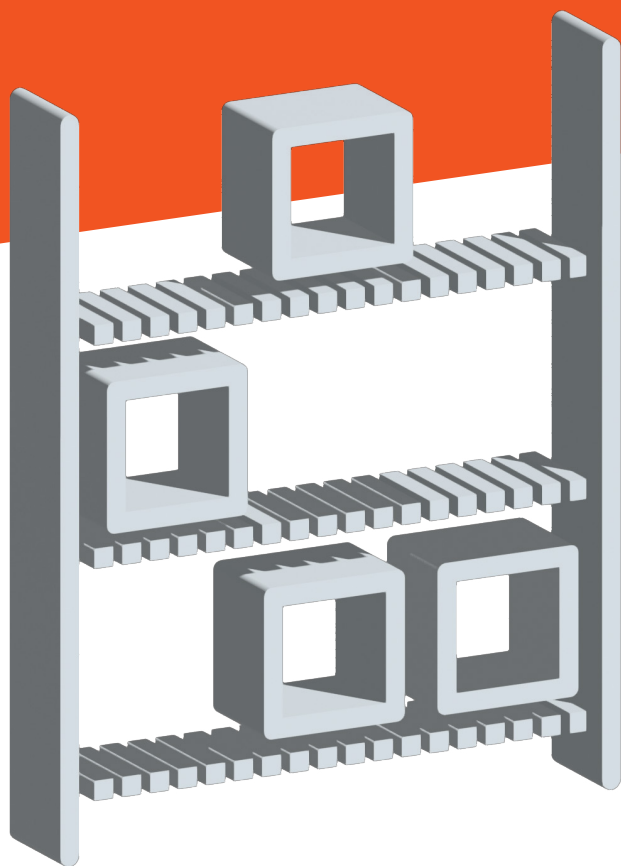


Our

MESH DECKS

Simplify everyday life!




Garantell



THEY ARE A *solution*
TO MANY *worries*
and needs **YOU**
MAY HAVE EVEN NOT
IMAGINED YET...

Our shelving is customized to meet each project's needs, fitting dimensions down to the millimetre and load capacity to the kilogram.



Garantell



NEED A MESH DECK WITH A STORY?

Of course not, but you'll get it for free.

Garantell wanted a CE-certified mesh deck, as “Simplifying Life” is our motto, and optimal product safety is a way to get there.

However, this turned out to be a difficult task.

Fulfilling the required standards was not easy, so we had to think differently. This outside-of-the-box brainstorming resulted in mesh decks designed uniquely.

Now, they have long, high, flat support bars underneath.





NEED YOUR SLEEP?

We are following ANSI standards, so you can rest assured that the safety factor is at least 2.0.

In practice, the mesh deck will not collapse until twice the promised weight overloads it. The maximum ANSI deflection is 1:165. We are the only mesh deck on the market with a CE mark, meaning the manufacturing process is certified according to EN 1090-1. The strength is calculated according to ANSI MH26.2-2017. Each mesh deck is marked with a unique ID (loading capacity and CE-marking), so you can reference a test report if needed.

No need to lose your sleep over safety worries.





IN NEED OF GOOD QUALITY FOR THE RIGHT PRICE?

When designing your mesh deck in our online tool, the Garantellator, the specifications will be adjusted in such a way that the cheapest possible mesh deck is produced within the ANSI safety parameters.

This means the mesh grid, the number of plates, and the width will be adjusted for a minimal quantity of material to be used.

While your wallet will thank you, the environment will too.





IN NEED OF A FLEXIBLE SOLUTION?

Our mesh decks are made specific to measurement, so you can decide which width you choose.

The system opts for a 1, 2 or 3 piece(s) solution per beam width minimising costs. A 2700mm beam will have 2 mesh decks of 1340mm. Of course, you can also choose for a solution with 890mm mesh decks, so you can use them for different configurations. You can adjust the mesh grid if you want to store small loose goods. Furthermore, we can adapt them to different beam depths and types.





NEED TO PREVENT GOODS FROM FALLING OFF THE OTHER SIDE?

Our mesh decks can have a waterfall edge, a straight edge, or an upstanding edge.

An upstanding edge acts as a backstop, so it's an ideal way to ensure **boxes don't fall when pushed.**





SEG817
HKDDB

NEED A CHEAPER ALTERNATIVE FOR GRATINGS?

When designing your mesh deck, you can calculate various point loads.

In practice, this means our mesh decks can be an alternative for gratings. When choosing the specific loading scenario, the support bars will be placed close to one another to comply with the loading requirements. In some cases, this might be an alternative, cheaper solution for gratings.

If you put your scenario in the Garantellator, the system will calculate if it is possible to manufacture a solution.




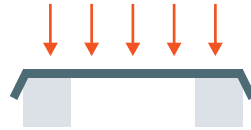




You can calculate special scenarios in function of the following parameters:

- **The number of the feet** of the pallet (2 or 3);
- **The position of the pallet:** partially or not on the beam;
- **The position of the feet of the pallet:** horizontal following the beams or vertical;
- **The number of pallets or boxes.**

OUR LOADING SCENARIOS

UDL







NEED YOUR MESH DECKS TO REMAIN DUST-FREE

while also allowing light and sprinkler systems to still work?

Due to the special supporting bars, the mesh decks allow light to penetrate and sprinkler systems to work through the structure in case of fire. This means they comply with the ESFR requirements, where 70% of the mesh decks should consist of open areas. The benefit of the support bars underneath is that the top is completely flat, translating into more useable space.

Thus, our wire decks do not allow dirt or dust to build up, making this storage system relatively maintenance-free.





NEED TO DIVIDE GOODS?

Our dividers ranging in height from 150/300/450/600mm do the trick.

They fit with a clip on the mesh deck to stay in place.

They can also be used to create corridors in your racking.

We offer vertical and horizontal dividers.





NEED TO BRIDGE MORE THAN TWO BEAMS?

Our mesh decks can be used for three or four beams when two racking needs a little bridging.

The first is made in a comb system, fitting into each other.
The latter is often in full plate.





NEED A MESH DECK **SAFE** FOR MANUAL LABOURERS?

Our support bars have round edges when desired, so people cannot easily get hurt when handling material underneath a mesh deck.

Also, the wires are cut in a certain way so that no one easily cuts themselves.









NEED A MESH DECK THAT DOESN'T MOVE TOO MUCH?

The mesh deck has a special design with support bars underneath that are designed **2,5 mm from each beam,**

making them extremely stable.





NEED COLOUR IN YOUR LIFE?

Our standard finishing is a thin, blank galvanization, corrosion class 2 so for indoor use only.

If desired, we can powder-coat them in any RAL colour if desired.



The background is composed of several geometric shapes. A large, solid orange triangle occupies the bottom-left portion of the frame. Above it, a lighter orange triangle extends from the top-left towards the center. To the right of the large orange triangle, a white triangular shape is visible, partially obscured by the orange one. The overall composition is minimalist and modern.

*Simplify
everyday life!*

NEED SOME MORE INFORMATION?

GARANTELL AB

Speditörvägen 8
SE-331 53
Värnamo, Sweden

+46 370 69 22 30
info@garantell.com





Garantell

www.garantell.com